

Palatine ambulatory care unit

Use of the CADD Solis VIP pump at home



Introduction

Your treatment has started today using a CADD Solis VIP pump. The CADD Solis pump is an electronic pump designed to administer your treatment whilst you are at home. You **may** also have a Baxter infusor pump attached containing normal saline to ensure your line doesn't block between treatments.

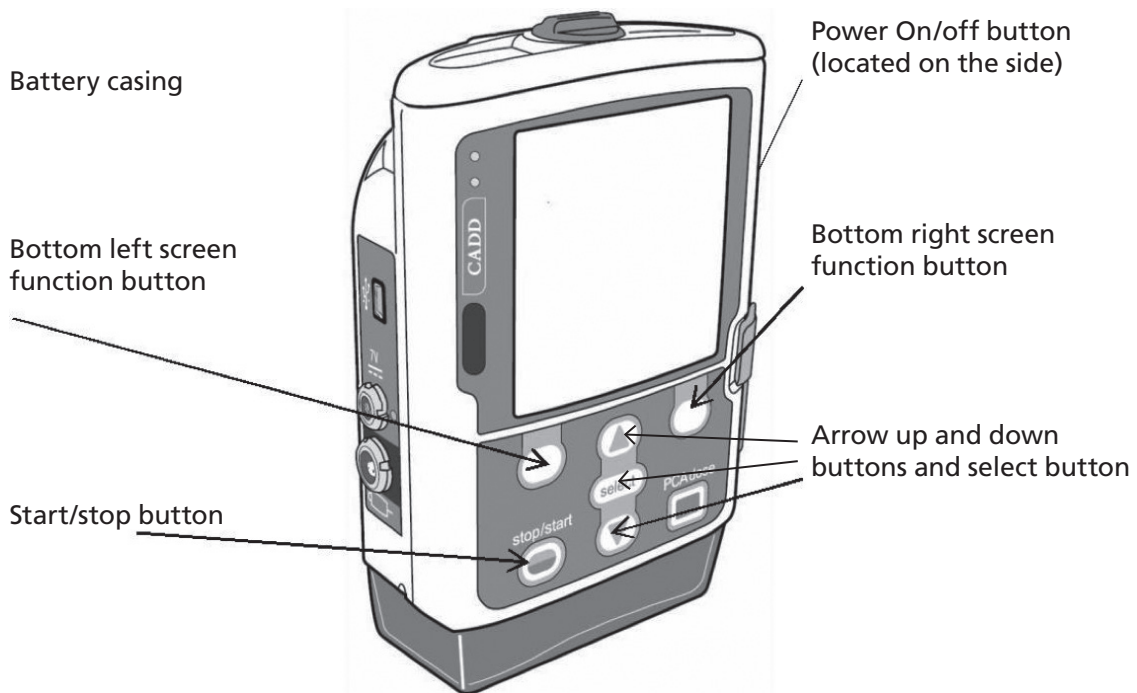
The CADD Solis pump will be programmed by nurses on the unit. Once it has been set up there is very little for you to do; however it is important you understand the pump so you know what to do should there be any problems. Although these are unlikely to be serious complications, because you will be out of hospital it is important you know how to deal with any alarms or problems initially.

There is always support available and if you are concerned you should contact the unit during working hours (Monday to Friday 8am-6pm) or The Christie Hotline out of hours.

Palatine ambulatory care unit: Monday to Friday 8am-8pm and Saturday and Sunday 8am-4pm

The Christie Hotline: **Tel: 0161 956 1079 or 1081**



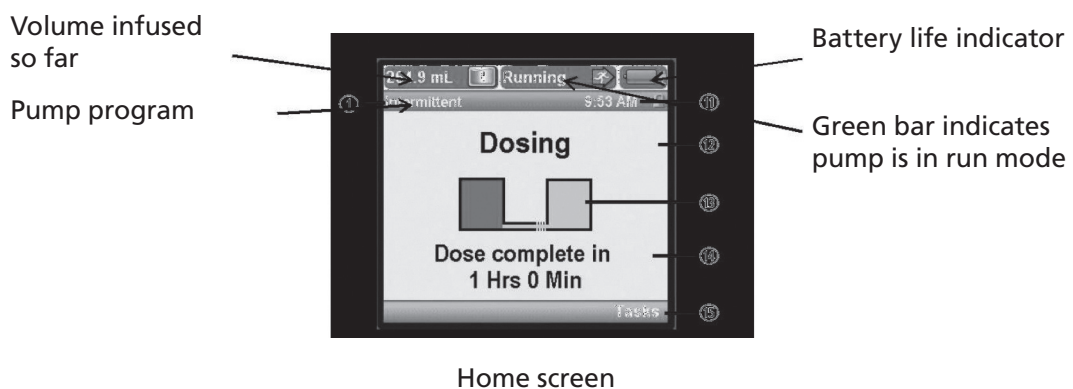


Follow up appointments

You will need to attend the unit to have the cassette containing your treatment changed and to have blood checks and medical review. The frequency of these visits will vary depending on the treatment you are having and next appointments will be arranged before you leave the department.

Checking treatment progress

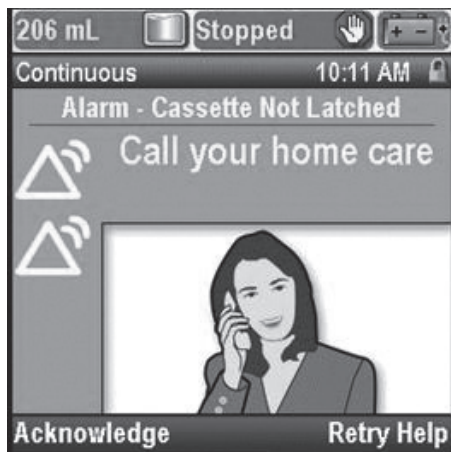
We will show you how to check the display on the pump to ensure it is delivering the treatment as it should be. If you think the pump is not working correctly please contact the day unit during working hours or the hotline for advice.



Alarms

If an alarm sounds – don't panic, the pump will help you try to solve the problem by displaying pictures and directions to follow. If you are unable to resolve the problem you should call the appropriate numbers.

The pump may alarm for a number of reasons, we will talk through these with you before you go home. You can temporarily silence the alarm by pressing the 'silence' button (bottom right on screen) but you will still need to resolve the problem. Listed below are some of the most common alarms:



Common alarms: Downstream occlusion:

Check your lines to make sure they aren't kinked or twisted. Make sure all the clamps are open. The pump will automatically resume the infusion if the occlusion is cleared. If the pump continues to alarm after you have checked your lines, call the unit or The Christie Hotline for advice. You can use the silence button (bottom right of the screen) while you do this.



Common alarms – air in line detected

If this alarm sounds around the time your treatment is due to finish check the cassette – if it is empty turn the pump off, you should have an appointment to return to the day unit to have the pump changed. If the pump is not due to finish you will need to contact the Palatine ambulatory care unit or The Christie Hotline for further advice.

Common alarms – reservoir empty

This alarm may sound around the time your treatment is due to finish. You will have been given an appointment to return to the day unit to have the pump disconnected or changed. If this alarm sounds the pump will ask you to acknowledge the alarm then switch the pump off.

Common alarms – battery depleted or low

If you have been sent home with the rechargeable battery in place, plug the pump into the mains to recharge the battery. If the pump is running on AA batteries, replace these with the spare batteries we have provided.

Common alarms – system fault alarm (may also read ‘fatal error’)

If this alarm sounds it is not a fatal error for you. A system fault number will appear on the screen, write this down then remove all power from the pump (disconnect from AC power and open battery compartment). Close the battery compartment and turn pump back on. If the fault alarm reappears you will need to contact the hospital for advice, if not restart the pump.

Chemotherapy spillage / disconnection

If this applies to your treatment you will be given a spillage kit to take home. If your pump becomes disconnected or leaks you should use the equipment supplied:

- Put on the gloves.
- Clamp your line.
- Turn off the pump.
- Place swabs under your line and disconnect the chemotherapy line, place this and the pump in the yellow waste bag provided.
- Clean the end of your line with an alcohol swab and apply a new bung.
- Contact the Palatine ambulatory care unit or hotline for advice, please bring yellow waste bag containing pump and giving set with you when you come back to the department.

CADD Solis pump daily living advice

- The bag to contain the CADD Solis pump can either be worn around the waist or over the shoulder.
- Clothing – choose wide sleeved clothes to carefully feed the line up through the sleeve, ensuring there is no 'bend' in the line.
- Personal care – as with all electrical equipment, the CADD pump should not get wet.
- Showering – put the black bag into a plastic bag and hang out of the spray of the shower – the CADD pump is not waterproof.
- Bathing – place the pump on a chair beside the bath.
- Sleeping – most people find it comfortable to tuck the pump under their pillow overnight if the line permits. Alternatively, the rucksack or bag may be kept by the bed and should be stored upright.

Acknowledgement: with thanks to the staff at Addenbrookes hospital on whose work this document is based.

If you need information in a different format, such as easy read, large print, BSL, braille, email, SMS text or other communication support, please tell your ward or clinic nurse.

We try to ensure that all our information given to patients is accurate, balanced and based on the most up-to-date scientific evidence. If you would like to have details about the sources used please contact patient.information@christie.nhs.uk

For information and advice visit the cancer information centres at Withington, Oldham or Salford. Opening times can vary, please check before making a special journey.

Contact The Christie Hotline for urgent support and specialist advice

The Christie Hotline: 0161 446 3658

Open 24 hours a day, 7 days a week

