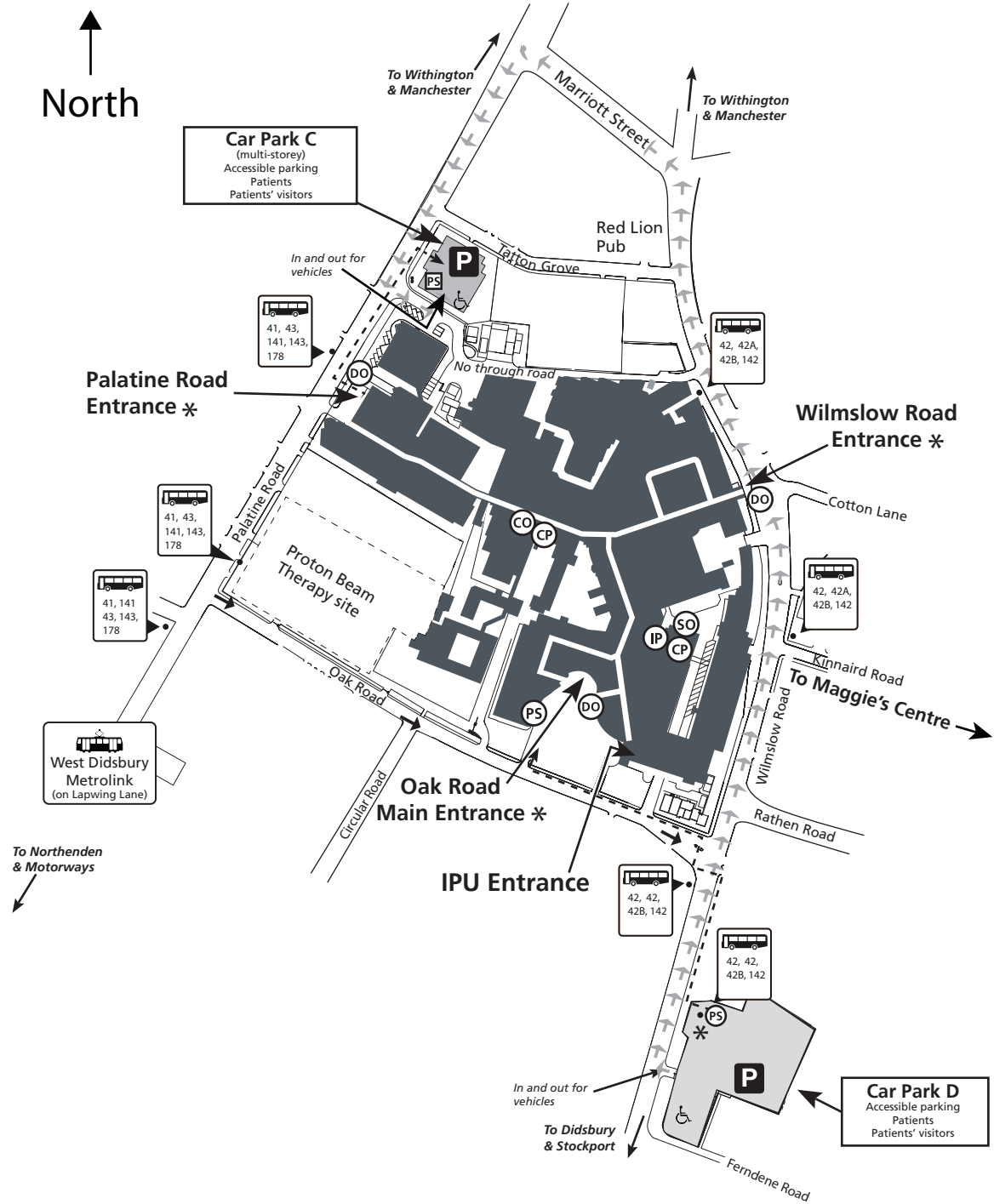


Travelling to The Christie for patients and patients' visitors



Key

- Accessible parking
- Bus Stops
- Car Parks
- Palatine Road
- Wilmslow Road
- Cash point
- Cashier's office
- Covered cycle stands
- Drop-off point
- Information point
- Main Corridors
- Metrolink
- Pay station for car park C
- Pay station for car park D
- Pedestrian walk route
- Security office
- Train Stations
- Wheelchairs (£1 coin)




Nearest train stations:
 Mauldeth Road via bus 178 hourly.
 Burnage via bus 179 to Withington village hourly.
 East Didsbury via buses 42, 42A, 42B and 142.

One-way system → →
 Oak Road is one-way for traffic coming from Palatine Road to Wilmslow Road.
 If Car Park D is full, drive north 'up' Wilmslow Road. Turn left after the Red Lion pub into Marriott Street and left onto Palatine Road. The multi-storey Car Park C is on your left shortly afterwards.
 Follow the signs → →


Drop off and car parks

- There are drop-off points at the Oak Road, Wilmslow Road and Palatine Road entrances.
- Car park C (multi-storey) on Palatine Road is for patients and patients' visitors. Accessible parking (Blue Badge) is available.
- Car park D on Wilmslow Road is for patients and patients' visitors. Accessible parking (Blue Badge) is available.

Car parking

- As you enter the car park, take a ticket at the barrier and park.
- Before you return to your vehicle when you are leaving, insert the ticket and money into a Pay Station.
- Car park C - there is a Pay Station for use **only** in car park C on the ground floor by the pedestrian exit. Coins are accepted **but not notes or cards**,  on map.
- Car park D - there are Pay Stations inside car park D and outside Oak Road Patient Treatment Centre. Coins and notes are accepted **but not cards**,  on map.
- The Pay Stations give change and receipts.
- Charges: first 30 minutes are free; then charges apply, currently £1.50 per day.
- There are cash machines in the Oak Road main reception and on the main corridor near department 12  on map.
- On returning to your vehicle, please insert your validated ticket at the barrier to exit the car park.


Blue Badge holders

- Blue Badge holders are exempt from car parking charges.
- Please leave your clock visible on the dashboard and take your blue badge with you.
- Before you return to your vehicle, please take your ticket and blue badge for validation to the information point in Oak Road entrance,  on map.
- If you park on car park C, you can also validate your ticket at Palatine Road reception, open 8am-4pm, Monday to Friday, or at the information point. If they are not manned, please go to the security office.

Inpatients

- Often, inpatients do not feel well enough to drive home when they are discharged. Please avoid leaving your car on site during your stay at The Christie.
- Long-stay passes may be available for relatives of patients who have prolonged inpatient stays.

Help with travel and car parking costs

- Help may be available if you receive certain types of benefit, allowance or credit.
- To claim costs, please bring the car park receipts and proof of eligibility to the cashier's office (department 16), just inside the swing doors near the restaurant,  on map.
- Open 9:30am-1pm and 2pm-4pm, Monday to Friday.



The Christie NHS Foundation Trust
Wilmslow Road
Withington
Manchester M20 4BX

Tel: 0161 446 3000
www.christie.nhs.uk

Travelling to The Christie for patients and patients' visitors

By public transport

October 2017

- Patients and patients' visitors are encouraged to consider using public transport for travel to and from The Christie.
- Details of services are available from Transport for Greater Manchester (**0871 200 2233**) or visit www.tfgm.com
- Buses are very frequent. Routes are displayed at nearby bus stops.
- Three local train stations (Mauldeth Road, Burnage and East Didsbury) are linked to The Christie by bus.
- There is a Metrolink tram stop at **West Didsbury**, 5-10 minutes' walk to The Christie. There are fingerpost signs pointing to The Christie.

By car

- The closest motorway junction is junction 5 of the M60. For detailed directions, visit our website www.christie.nhs.uk Satnav for car parks C: M20 3LH, D: M20 3QH.
- The Trust cannot guarantee you an on-site car parking space. Parking is permitted for up to three hours on some local streets.

Your views are important

- We consider all comments, queries and complaints. Please contact PALS on **0161 446 8217** or email pals@christie.nhs.uk